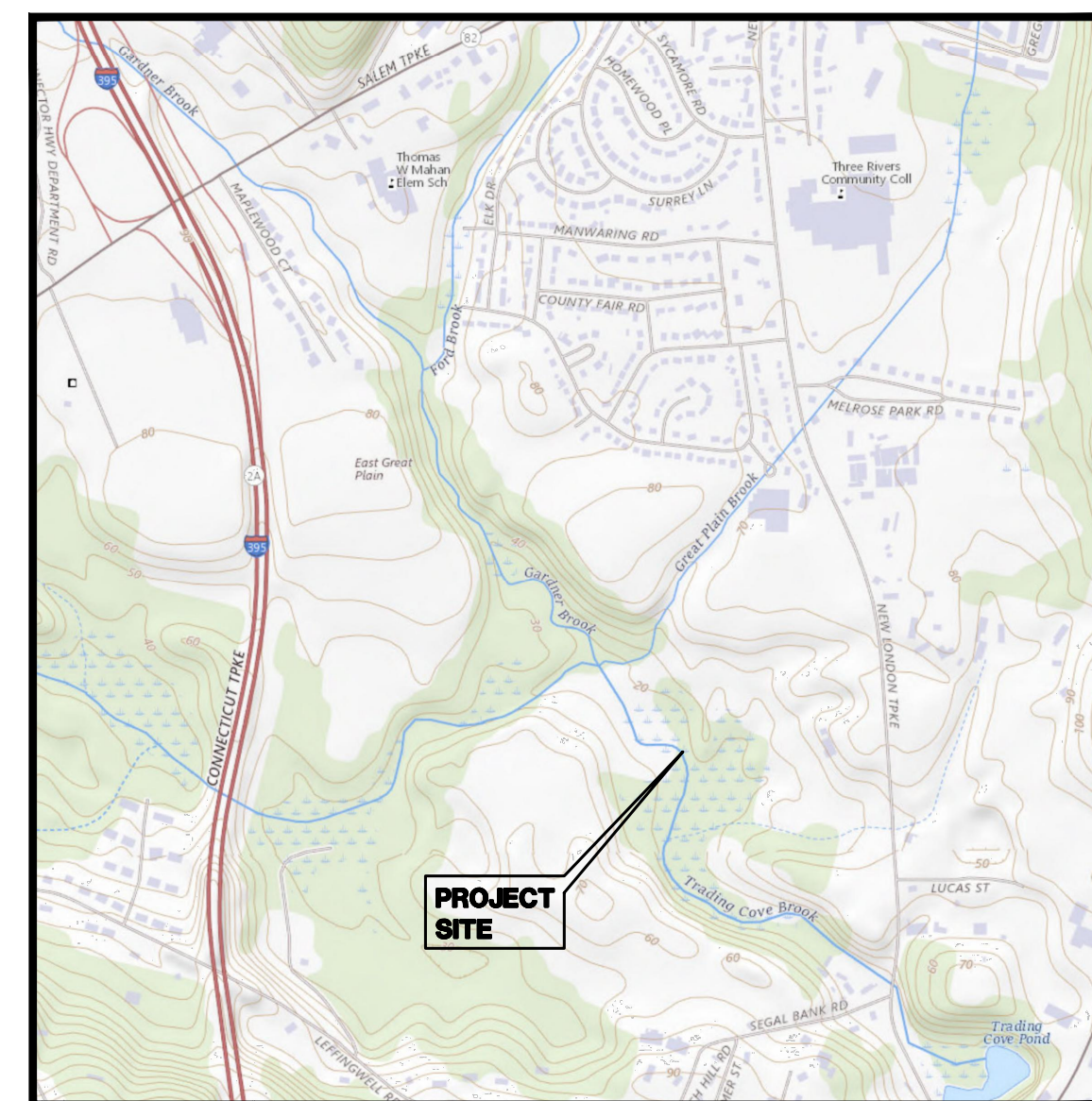


GOLF COURSE BRIDGE REPLACEMENT NORWICH GOLF COURSE 685 NEW LONDON TURNPIKE NORWICH, CONNECTICUT

LEGEND:

| | |
|----------------|---|
| --- | PROPERTY LINE |
| — — — — — | EDGE OF PAVEMENT |
| — D — — — — — | DRAINAGE |
| — W — — — — — | WATER |
| — S — — — — — | SEWER |
| — G — — — — — | GAS |
| — E — — — — — | ELECTRIC |
| — 21 — — — — — | CONTOUR |
| ~~~~~ | TREE LINE |
| — — — — — | GUIDERAIL |
| • — • | SIGNS |
| □ | CATCH BASIN |
| ○ | IRON PIN, IRON PIPE |
| MS, CHD, MON □ | MERESTONE, CONNECTICUT HIGHWAY DEPARTMENT MONUMENT, MONUMENT |
| ⊙ | FIRE HYDRANT |
| ⊕ | ELECTRIC MANHOLE |
| ⊗ | SEWER MANHOLE |
| ⊙ ⊗ | GAS GATE, WATER GATE |
| ⊙ ⊗ ⊕ ⊗ | EXISTING LIGHT |
| ⊙ ⊗ | PROPOSED CONTOUR |
| ⊙ ⊗ | UTILITY POLE |
| ⊙ ⊗ | FREESTANDING LIGHT |
| ⊙ ⊗ | WALL PACK LIGHT |



LOCATION MAP
SCALE: 1"=1000'

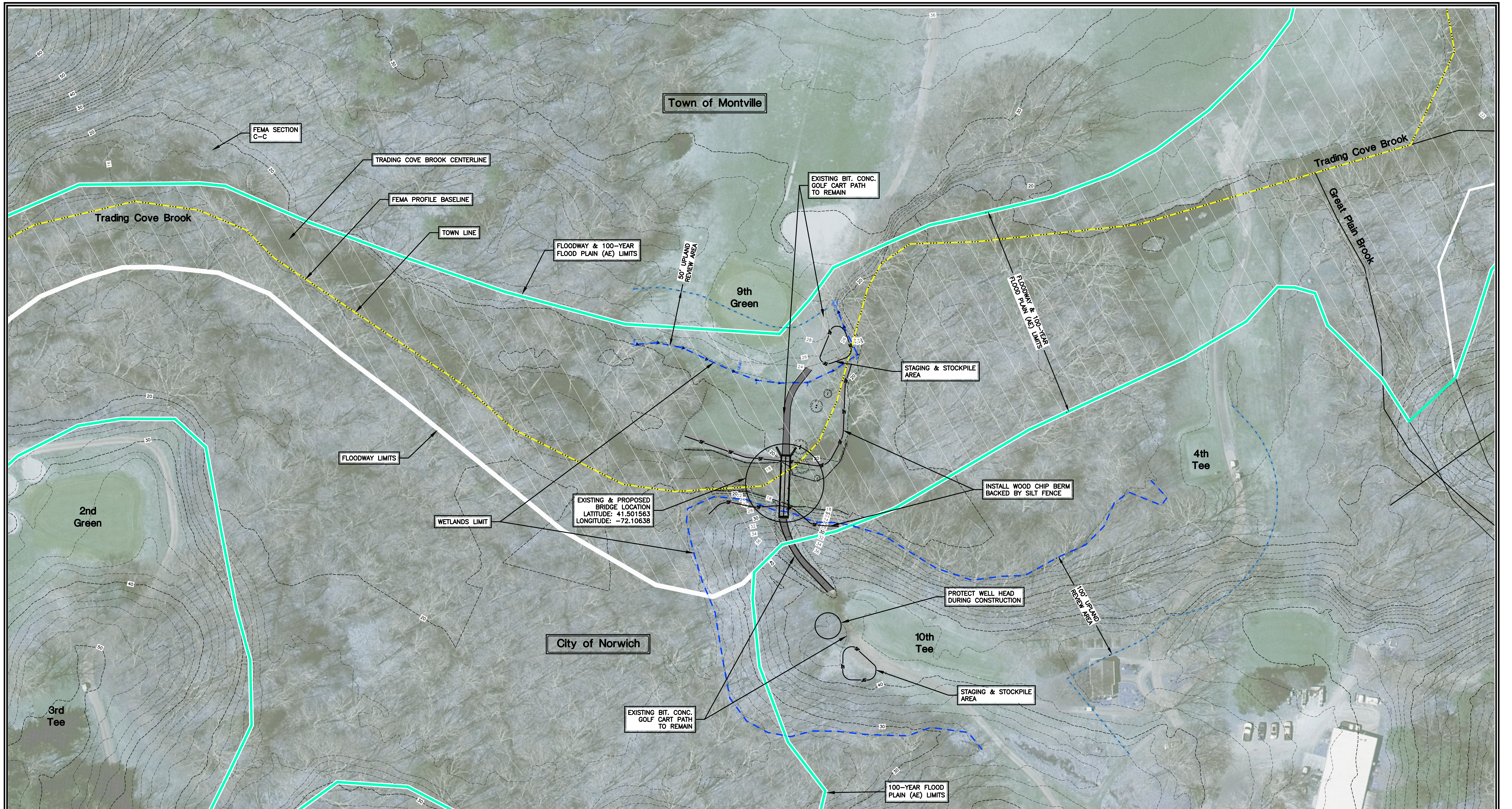
INDEX TO DRAWINGS

| DRAWING NO. | DESCRIPTION OF DRAWINGS |
|----------------|----------------------------|
| 1 | AERIAL SITE PLAN |
| 2 | PLAN & PROFILE |

MAY 8, 2023

**GREEN SITE
DESIGN
— LLC —**

317 Main Street Norwich, Connecticut
(860) 892-1380 Fax (860) 886-9165



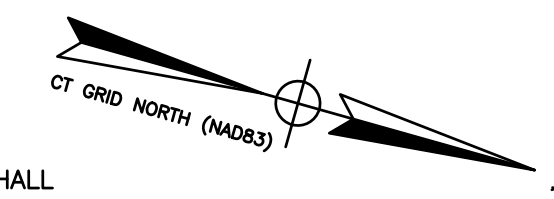
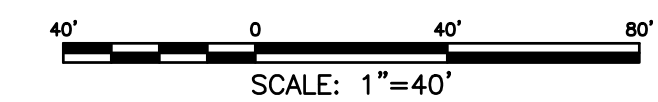
EROSION CONTROL & SEDIMENTATION NARRATIVE

1. PRIOR TO THE INSTALLATION OF ANY EROSION AND SEDIMENT CONTROL MEASURES, THE OWNER AND CONTRACTOR SHALL MEET WITH THE ZONING ENFORCEMENT OFFICER. THERE ARE ABOUT 0.07 ACRES OF DISTURBANCE PROPOSED FOR THIS PROJECT.
2. THE EROSION AND SEDIMENT CONTROL MEASURES SHALL BE INSTALLED AS SHOWN ON SHEET 2 PRIOR TO SITE DISTURBANCE. ADDITIONAL EROSION & SEDIMENT CONTROL MEASURES SHALL BE INSTALLED IF DETERMINED TO BE NECESSARY BY THE ZONING ENFORCEMENT OFFICER.
3. THE CONTRACTOR SHALL CONTACT THE ZONING ENFORCEMENT OFFICER FOR INSPECTION OF THE SEDIMENT AND EROSION CONTROL MEASURES, PRIOR TO SITE DISTURBANCE. CONSTRUCTION SHALL NOT BEGIN UNTIL SUCH TIME AS THE ZONING ENFORCEMENT OFFICER HAS REVIEWED AND APPROVED THE INSTALLATION OF THE SEDIMENTATION AND EROSION CONTROL MEASURES.
4. CONTRACTOR TO INSPECT ALL EROSION AND SEDIMENT CONTROL MEASURES AT LEAST WEEKLY AND AFTER EVERY STORM EVENT AND REPAIR AND MAINTAIN AS NECESSARY.

5. STAGE CONSTRUCTION MATERIALS OUTSIDE OF THE WETLAND IN DESIGNATED LOCATIONS AS SHOWN ON SHEET 1
6. INSTALL DEWATERING STRUCTURE THE DAY BEFORE THE INSTALLATION OF THE PREFABRICATED ABUTMENTS AND REMOVE THE DAY AFTER THE COMPLETION OF THE ABUTMENTS
7. REMOVE EXISTING BRIDGE AND STOCKPILE MATERIAL IN WESTERN STAGING AREA FOR OFFSITE DISPOSAL OUTSIDE OF WETLANDS
8. INSTALL NEW PREFABRICATED BRIDGE - TRENCH BOXES WILL BE USED FOR INSTALLATION OF THE PREFABRICATED ABUTMENTS. INSTALLATION OF PREFABRICATED ABUTMENTS SHOULD TAKE A DAY AND A HALF. INSTALLATION OF PREFABRICATED BRIDGE SHOULD TAKE HALF A DAY
9. TOPSOIL SHALL BE RE-APPLIED TO PROVIDE A MINIMUM DEPTH OF FOUR INCHES.
10. ALL DISTURBED AREAS SHALL BE SEEDED AND MULCHED. OWNER TO AERATE COMPACTED AREAS. ALL EROSION AND SEDIMENTATION CONTROL MEASURES SHALL REMAIN IN PLACE UNTIL VEGETATION IS RE-ESTABLISHED.

11. SEEDING SHOULD TAKE PLACE BETWEEN APRIL 1 AND JUNE 1 OR AUGUST 15 AND OCTOBER 1.
12. THE FOLLOWING SEEDING MIXTURES SHALL BE PROVIDED ON ALL DISTURBED AREAS.

| | |
|------------------------|------------|
| a. KENTUCKY BLUE GRASS | 20 LB's/AC |
| b. CREEPING RED FESCUE | 20 LB's/AC |
| c. PERENNIAL RYEGRASS | 5 LB's/AC |
13. UNFORESEEN PROBLEMS WHICH ARE ENCOUNTERED IN THE FIELD SHALL BE SOLVED ACCORDING TO CONNECTICUT GUIDELINES FOR SOIL AND SEDIMENT CONTROL.
14. OWNER TO AERATE AND RESEED DISTURBED SOILS WITHIN WETLANDS

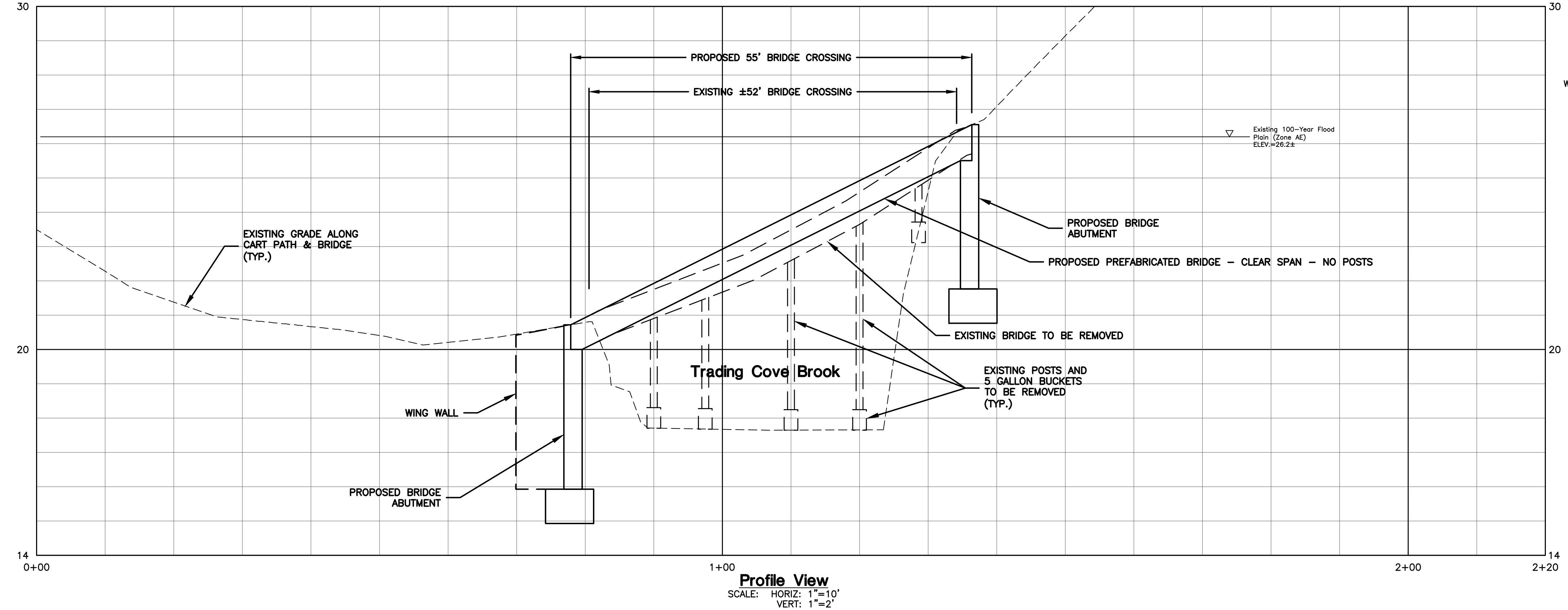
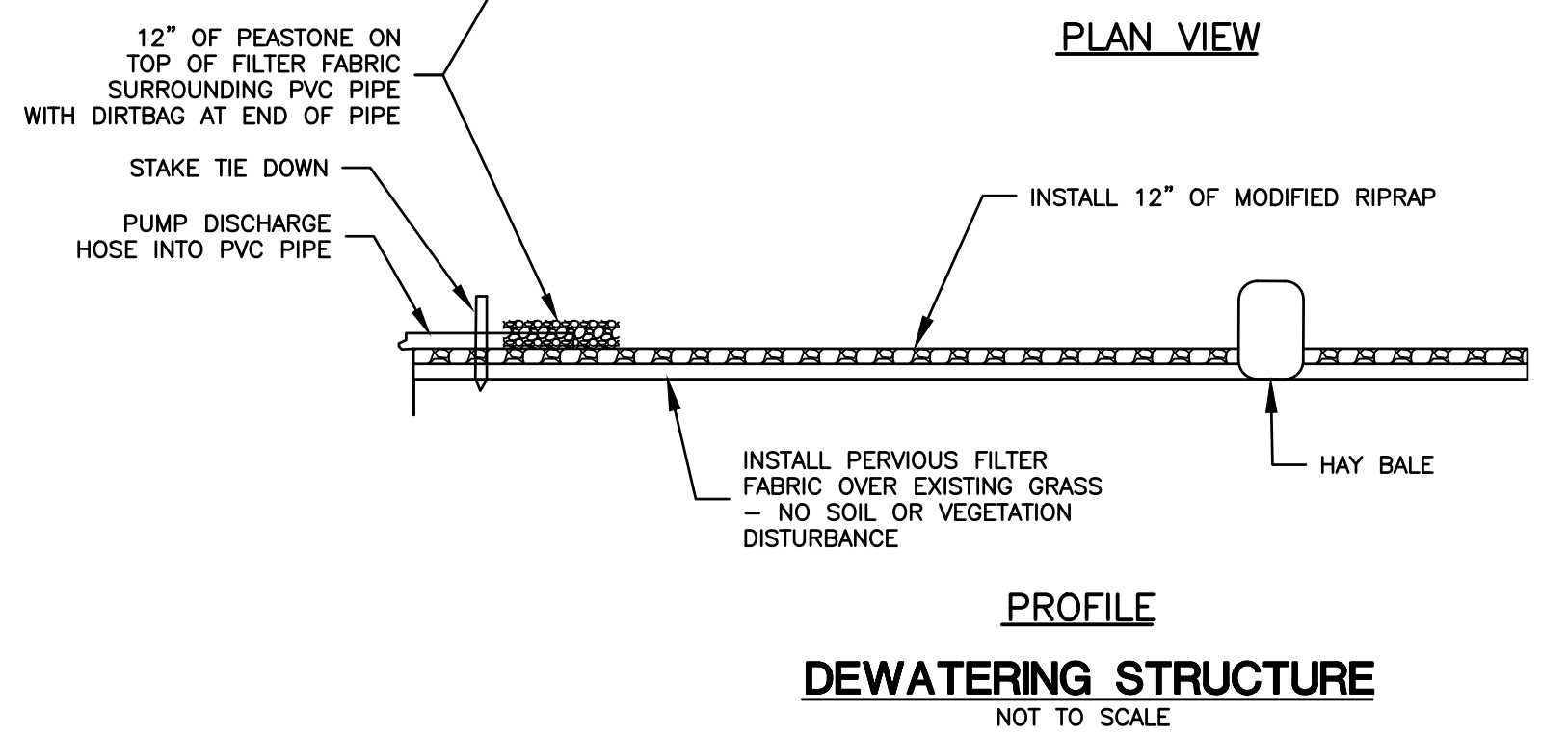
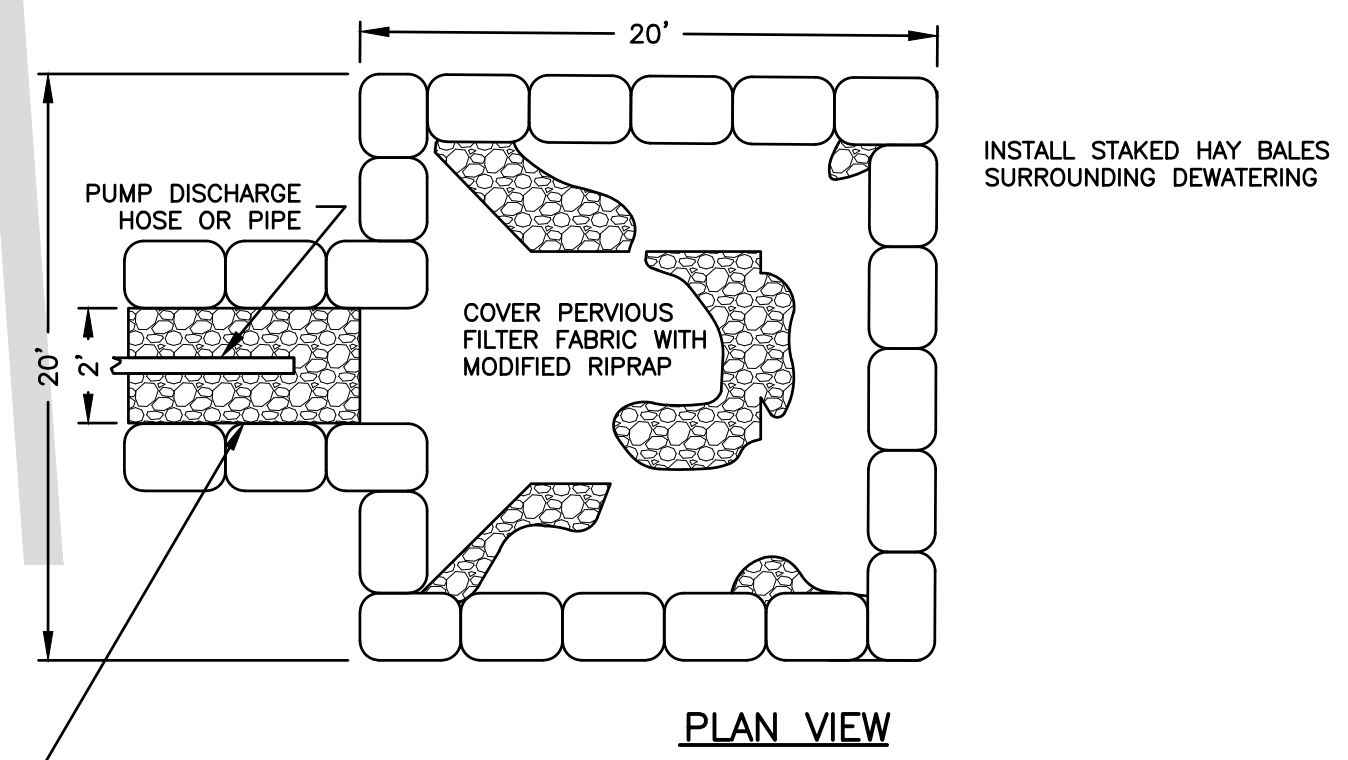
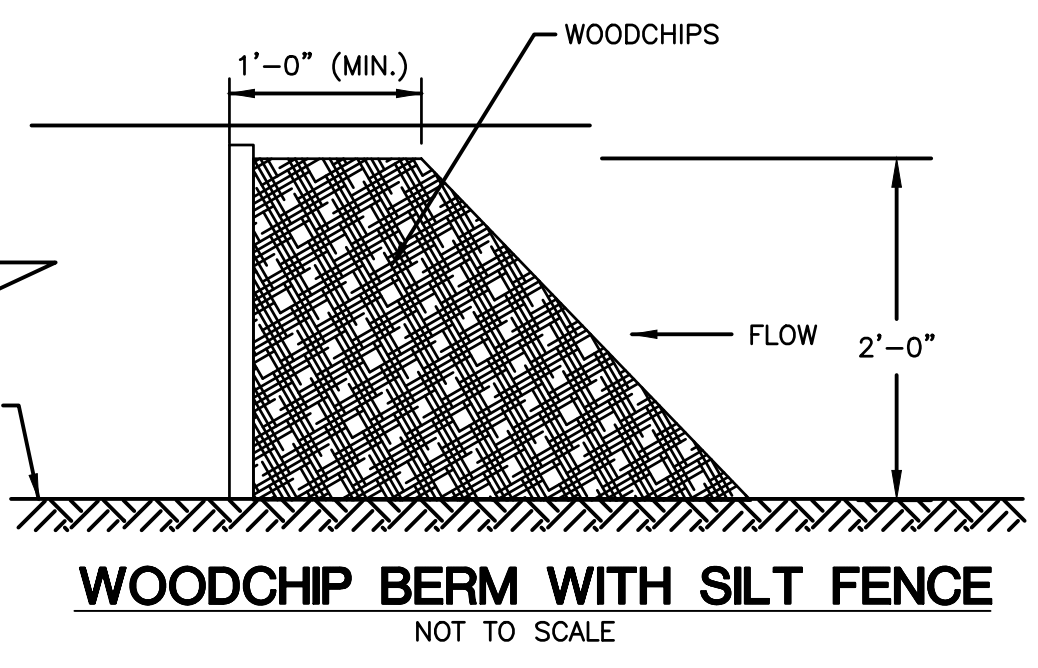
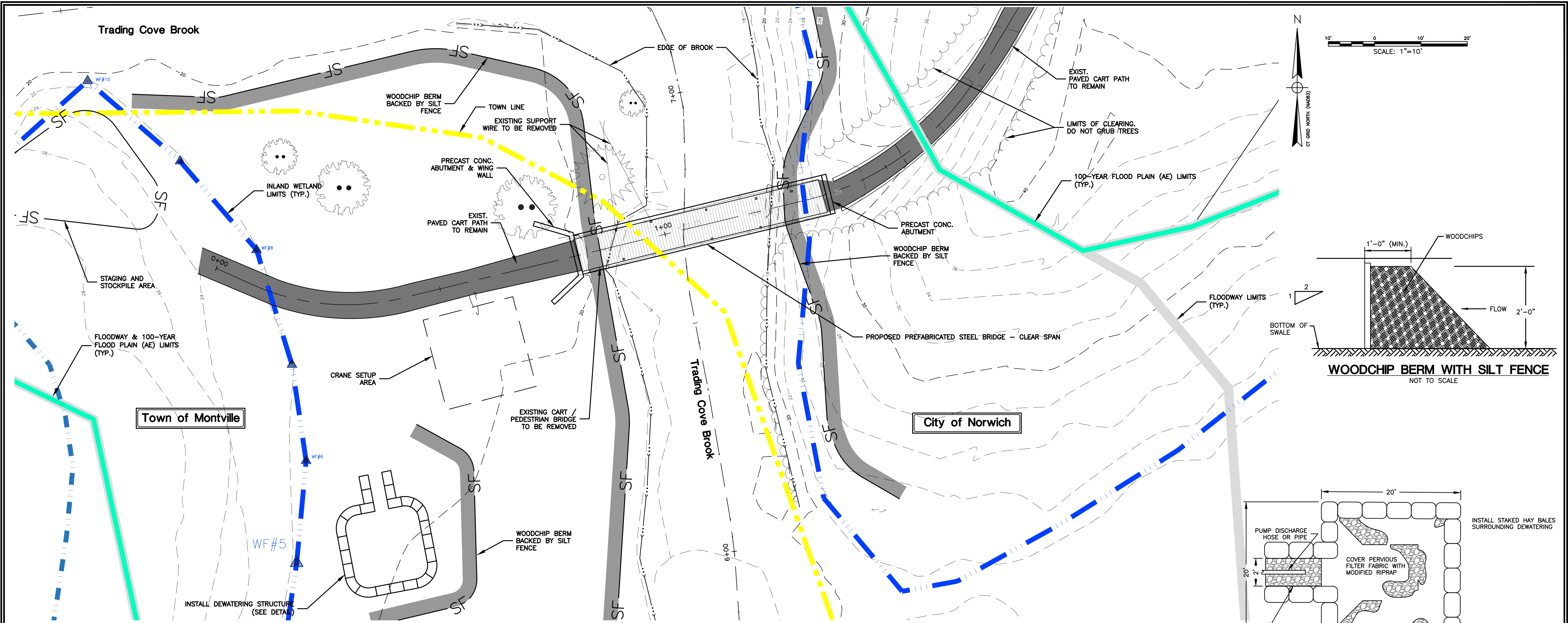


DATUM
 VERTICAL: NAVD88
 HORIZONTAL: NAD83 CT STATE PLANE

DATA SOURCE
 AERIAL: 2016 CONNECTICUT ORTHOIMAGERY
 TOPOGRAPHY: FIELD SURVEY & 2016 CONNECTICUT STATEWIDE LIDAR
 PROPERTY LINES: ASSESSORS MAPPING

FEMA INFORMATION
 COMMUNITY: TOWN OF MONTVILLE 090099
 TOWN OF NORWICH 090102
 STATE: CONNECTICUT
 MAP NO.: 09011C0213G
 PANEL NO.: 0213G
 EFFECTIVE DATE: 07/18/2011

| | | |
|---|--|--|
| GREEN SITE DESIGN — LLC — | | |
| 317 Main Street Norwich, Connecticut (860) 892-1380 Fax (860) 886-9165 | | |
| Project No. GSD-65 | | |
| Proj. Engineer EMB | | |
| Date: 5/8/2023 | | |
| Figure No. 1 | | |
| Norwich Golf Course | | |
| Golf Cart Bridge Replacement | | |
| Aerial Site Plan | | |



| | | | |
|---|--|--|------------------------|
| GREEN SITE DESIGN — LLC — 317 Main Street Norwich, Connecticut (860) 892-1380 Fax (860) 886-9165 | | | Project No. GSD-65 |
| | | | Proj. Engineer EMB |
| Norwich Golf Course Golf Cart Bridge Replacement | | | Date: 5/8/2023 |
| Plan & Profile | | | Figure No. 2 |